



Santa Cruz County Seniors Commission

701 Ocean Street, Room 510, Santa Cruz, CA 95060
P: (831) 454-2772 F: (831) 454-2411 TTY/TDD 711
commissions@santacruzcounty.us
www.sccseniors.org

Notice of Public Meeting and Agenda

DATE Tuesday, August 18, 2020
TIME: 12:30 PM – 2:30 PM

IN RESPONSE TO THE COVID-19 PUBLIC HEALTH EMERGENCY AND PURSUANT TO THE PROVISIONS OF THE GOVERNOR'S EXECUTIVE ORDER N-29-20, ISSUED MARCH 17, 2020, THIS WILL BE A REMOTE MEETING. NO PHYSICAL LOCATION WILL BE AVAILABLE, BUT ACCESS TO THE MEETING AND AN OPPORTUNITY TO COMMENT WILL BE PROVIDED. PLEASE DIAL-IN TO THE TELECONFERENCE BETWEEN 12:20 AND 12:30 USING THE INFORMATION LISTED BELOW:

TELECONFERENCE INFORMATION

United States: **(571) 317-3116**
United States (Toll Free): (866) 899-4679
Access Code: **309-856-405**

AGENDA

1. Call to Order/Roll Call/Agenda Review
2. Approval of *June 16, 2020, Meeting Minutes*
3. Public Comment: *Any member of the public may address the Commission for a period not to exceed 5 minutes on any issue within the jurisdiction of the Commission not on the agenda.*
4. Senior Legislature Report
5. Santa Cruz County Senior Assessment Results – Pam Arnsberger (*Seniors Council President*)
6. New Business/Action Items: None
7. District Reports
 - 7.1. District 1
 - 7.2. District 2
 - 7.3. District 3
 - 7.4. District 4
 - 7.5. District 5
8. Staff Report
9. Adjournment

Next Regular Meeting: October 20, 2020 from 12:30 to 2:30 PM, (Remote Meeting)

The County of Santa Cruz does not discriminate on the basis of disability, and no person shall, by reason of a disability, be denied the benefits of its services, programs, or activities. If you are a person with a disability and require assistance to participate in the meeting, please contact (831) 454-2772 TTY/TDD:711 at least 72 hours in advance of the meeting to make arrangements.



Santa Cruz County Seniors Commission

701 Ocean Street, Room 510, Santa Cruz, CA 95060
P: (831) 454-2772 F: (831) 454-2411 TTY/TDD 711
commissions@santacruzcounty.us
www.sccseniors.org

Meeting Minutes

DATE: Tuesday, June 16, 2020

TIME: 12:30 PM – 2:30 PM

LOCATION: Remote Meeting

PRESENT: Michael Lewis (*1st District*), Antonio Rivas (*Vice Chair - 2nd District*), Mark Johannessen (*2nd District*), Lois Sones (*3rd District*), Enda Brennan (*3rd District*), Patricia Fohrman (*4th District*), Carol Childers (*Chair - 5th District*), Lynn McKibbin (*5th District*)

EXCUSED: Charles Molnar (*CSL Ex Officio Member*)

ABSENT: Lynne Simpson (*1st District*), Louis J. Tuosto (*4th District*)

STAFF: Kaite McGrew (*Commissions Coordinator*)

GUESTS: Jean Brocklebank (*Mobile and Manufactured Home Commission*), John Daugherty (*Commission on Disabilities and Santa Cruz Metro*), Patty Talbot (*Seniors Council*)

1. Call to Order/Roll Call/Agenda Review

Meeting convened at 12:38 PM.

2. Approval February 18, 2020 Meeting Minutes

Motion/Second: Lewis/Johannessen

Motion passed unanimously.

3. Public Comment:

Daugherty reported that Metro Paracruz and buses continue to run with increased disinfection protocols and social distancing. Fares have been reinstated and most buses are running at weekend levels of service. In-person counters remain closed and non-essential rides are now allowable. To date there have been no furloughs or layoffs scheduled.

4. Senior Legislature Report: None

5. Santa Cruz County Seniors and COVID-19 – Patty Talbott (AAA Administrator, Seniors Council)

Talbott reported on how COVID-19 is impacting the Santa Cruz County Senior community.

- Changes to seniors programs happened rapidly because many of their volunteers are seniors themselves and needed to shelter-in-place.
- The AAA was granted greater flexibility in the distribution of funds to allow rapid response to emerging needs.
- Reopening plans are in development, but no detail is available yet.
- Skilled nursing facilities (SNFs) are a significant concern. The CDPH has a SNF dashboard online for residents to check on the status of facilities housing their family members; however the State is relying upon SNFs to report cases with no incentive to do so.
- The Great Plates program was implemented to provide food to seniors who are sheltered-in-place, however, receiving support from any other federally-funded food program excludes many seniors from participating in the program. Application timelines preclude simply switching programs.

- Senior isolation issues have been exacerbated by the pandemic, but creative community partner responses have been developed to encourage and facilitate remote communications for seniors. The ongoing *Solutions Summit Loneliness and Isolation Workgroup* is collaborating with local senior centers to actively engage with seniors who are sheltered-in-place.
- Sones reported that Elderday Adult Day Healthcare has shifted from congregate services to providing individual services to high-risk clients and remote services to others.
- Community Bridges received a CDBG grant to create a “*senior center without limits*” that provides a variety of remote classes for seniors via Zoom
- Funding for Community Based Adult Services (CBAS) adult day health care and multi-service senior programs (MSSP) had been eliminated during the May State Budget revision. These funds have been restored to the budget as of this meeting but will continue to be at risk until a final budget is signed and passed.
- The County now is leading local AARP Age Friendly designation efforts instead of designating the Area Agency on Aging (AAA) to take the lead.
- The AAA is allocating State COVID-19 response funding to expand local meal delivery and food provision, as well as expanding COVID-19 response infrastructure including additional PPE. Simultaneously, critical local match-funding is being cut for programs designed to keep seniors out of nursing homes at a time when they are most needed. The transition from emergency response to program stabilization for seniors programs next year will be challenging.

6. New Business/Action Items

6.1. Election of Officers

Motion to re-elect Childers as Commission Chair and Rivas as Commission Vice Chair

Motion/Second: Sones/Rivas

Motion passed unanimously.

7. District Reports:

7.1. District 1: None

7.2. District 2: None

7.3. District 3: None

7.4. District 4: None

7.5. District 5

McKibbin advocated with Supervisor McPherson to protect funding for seniors programs. The District is mourning the death of Sheriff's Deputy Damon Gutzwiller who was killed the line of duty last week. Childers reported that she's been working with Supervisor McPherson's office to address an issue regarding the Metro Transit District's treatment of homeless seniors. McKibbin registered to provide remote contact tracing for County Public Health if selected. This could be a job opportunity for seniors who qualify.

8. Staff Report

Staff reported on the County's COVID-19 response, newly opened shelters to help the homeless population to shelter-in-place, available remote contact tracing positions, and a community chat line developed to address social isolation issues exacerbated by shelter-in-place protocols.

9. Adjournment: Meeting adjourned at 1:52 PM.

Respectfully submitted by: Kaite McGrew, *Commissions Coordinator*

2019–20 Senior Needs Assessment

Clay Kempf Executive Director
Patty Talbott Area Agency on Aging Planner
Pam Arnsberger, PhD, Board President

1

Why do we do the senior needs assessment?

- All AAA's are required to complete a senior needs assessment every 4 years
- Results provide a foundation for the AAA planning process and Area Plan
- Gives seniors a voice in the AAA planning process as we plan for dramatic future growth in the older population in California and our area in particular

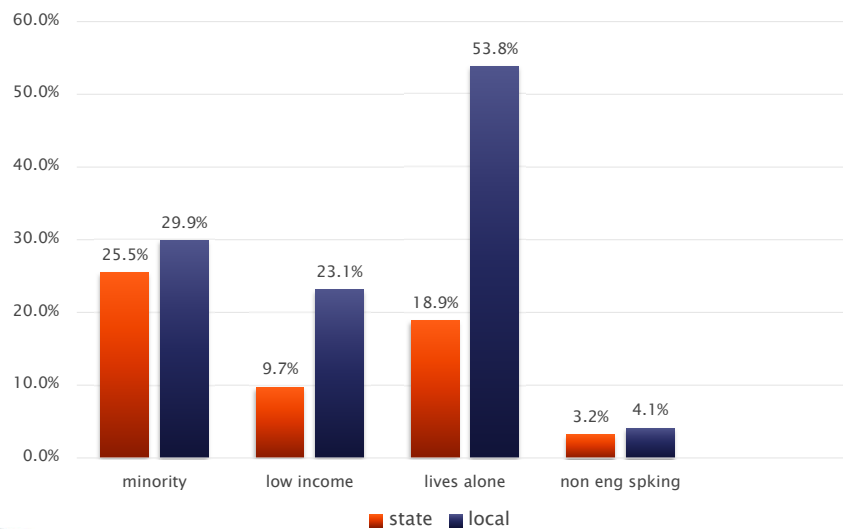
2

Aging population 2010–2020

- ▶ When the under 59 population is compared with those over 60 it is clear that state has an aging population. The percent change for those under 59 is 1.2%; for those over 60 it is 36.2% or 30 times greater.

3

PSA13: State data compared with local survey

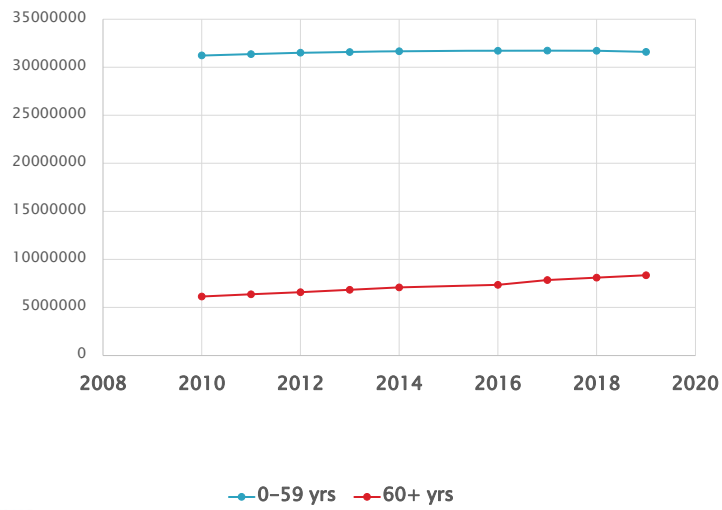


4

Demographics

5

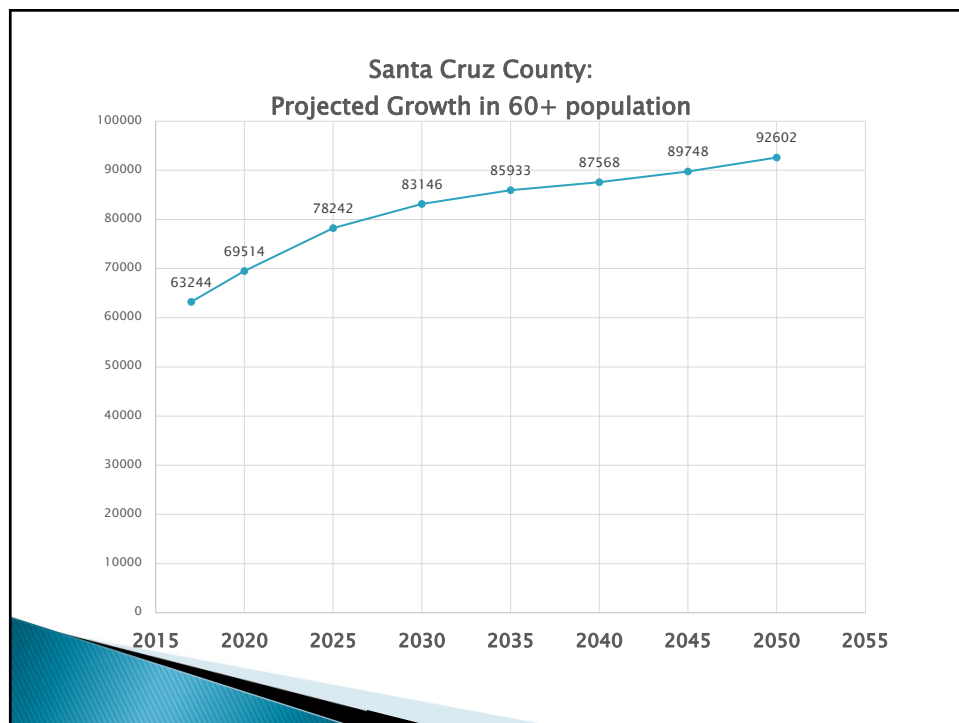
CA Population Change by Age Groups



6

Santa Cruz County projected growth 60 plus population 2020–2050							
Year	60–64	65–69	70–74	75–79	80–84	85 plus	Totals
2020	19033*	18390*	14582*	8154*	4525*	4830**	69514
2025	17755*	18232*	17011*	12937*	6627*	5680**	78242
2030	16681*	17027*	16899*	15092*	10547*	6900**	83146
2035	15896*	16024*	15808*	15050*	12355*	10800**	85933
2040	16711*	15281*	14908*	14121*	12397*	14150**	87568
2045	18165*	16080*	14237*	13368*	11698*	16200**	89748
2050	19959*	17490*	15025*	12812*	11516*	15800**	92602

7



8

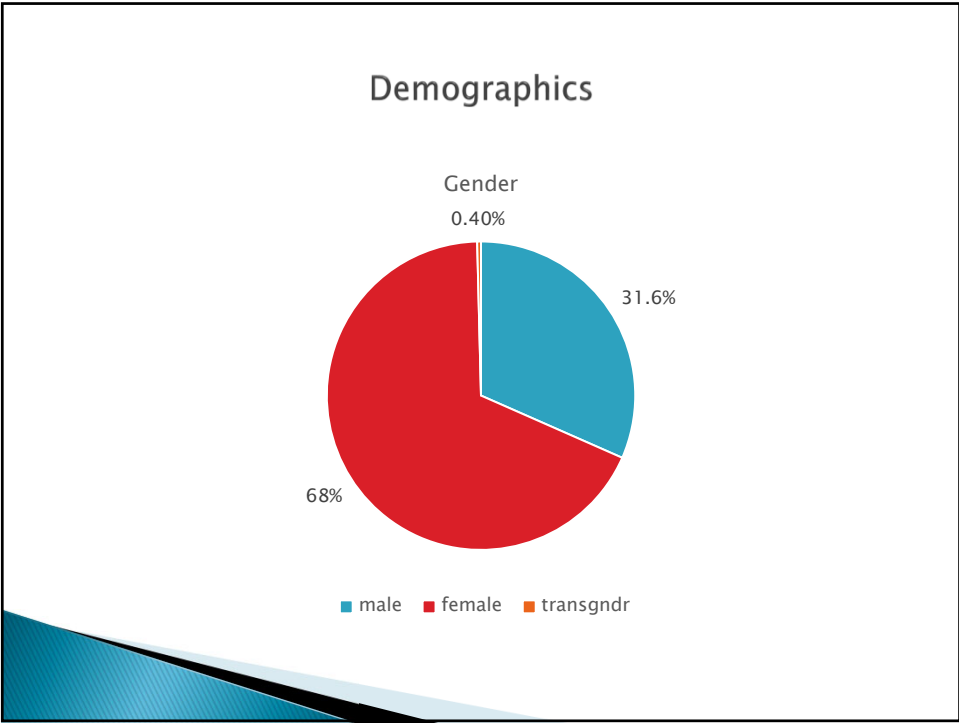
The 2019–2020 Survey

9

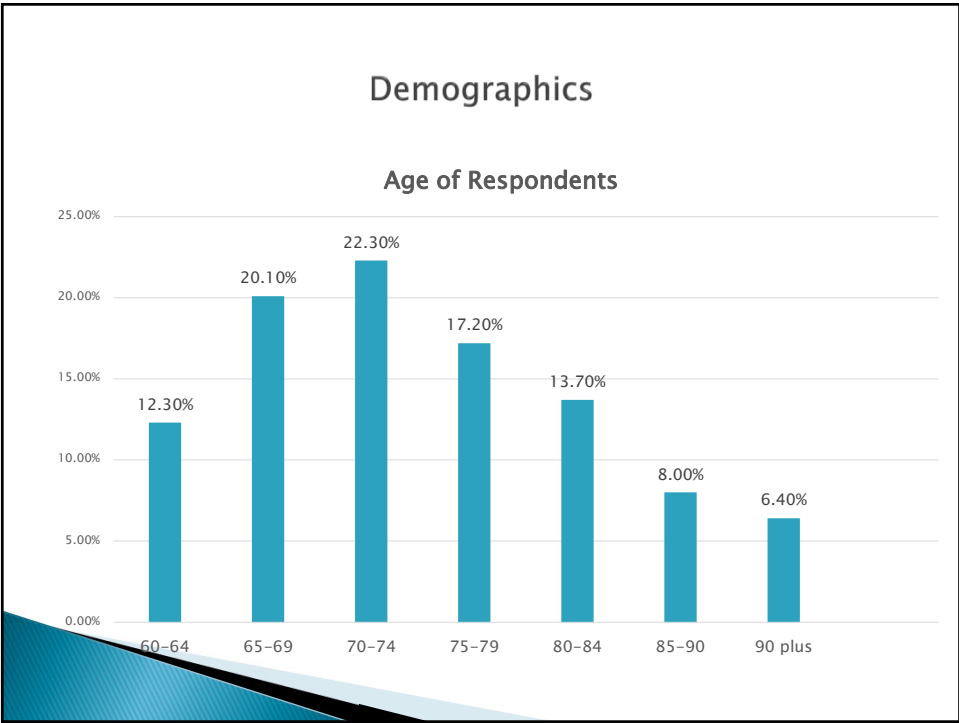
Data Collection

- Data were collected from August to February 2019–2020
- Questionnaire contained 44 questions on challenges and problems of aging plus 14 demographic questions
- Final sample size = 875
- 68.7% paper; 31.4% on line
- 86.6% from Santa Cruz County
- 13.4% San Benito County
- 95.9% in English; 4.1% in Spanish

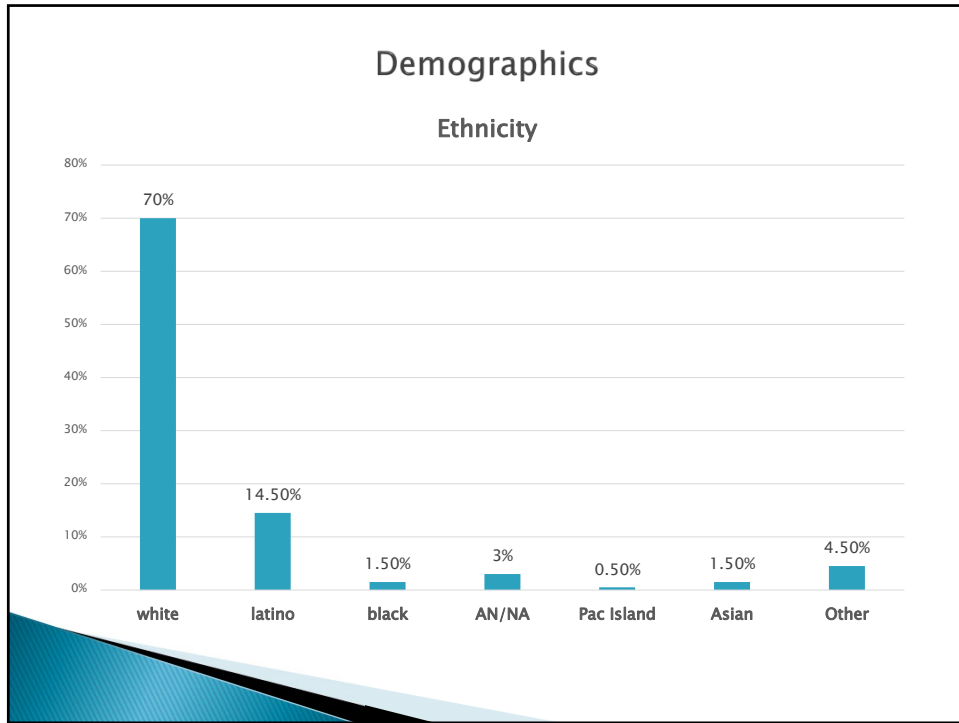
10



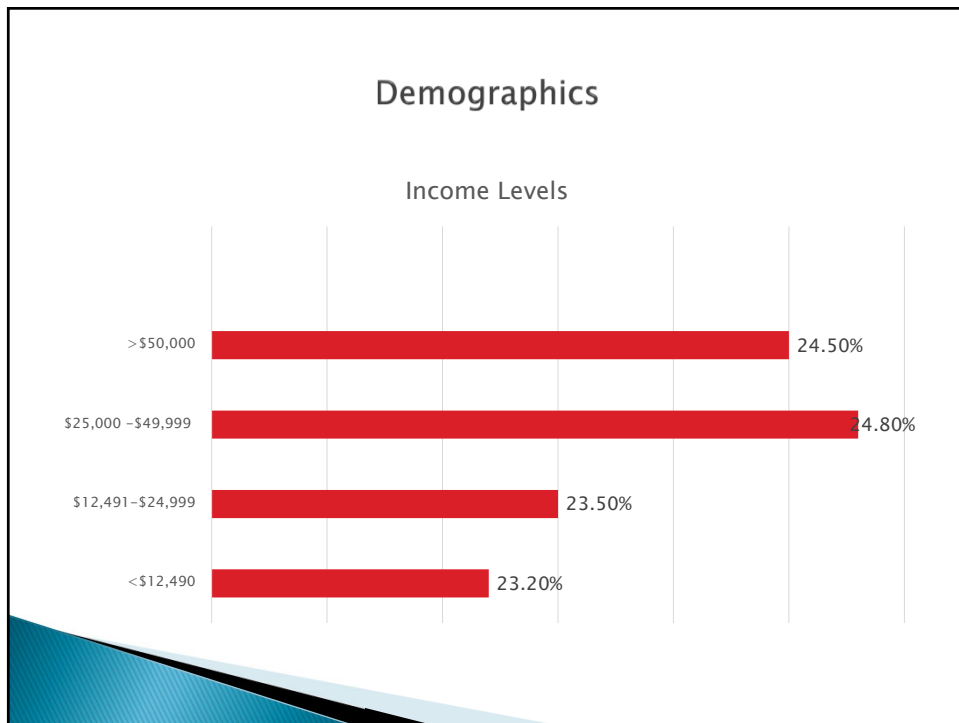
11



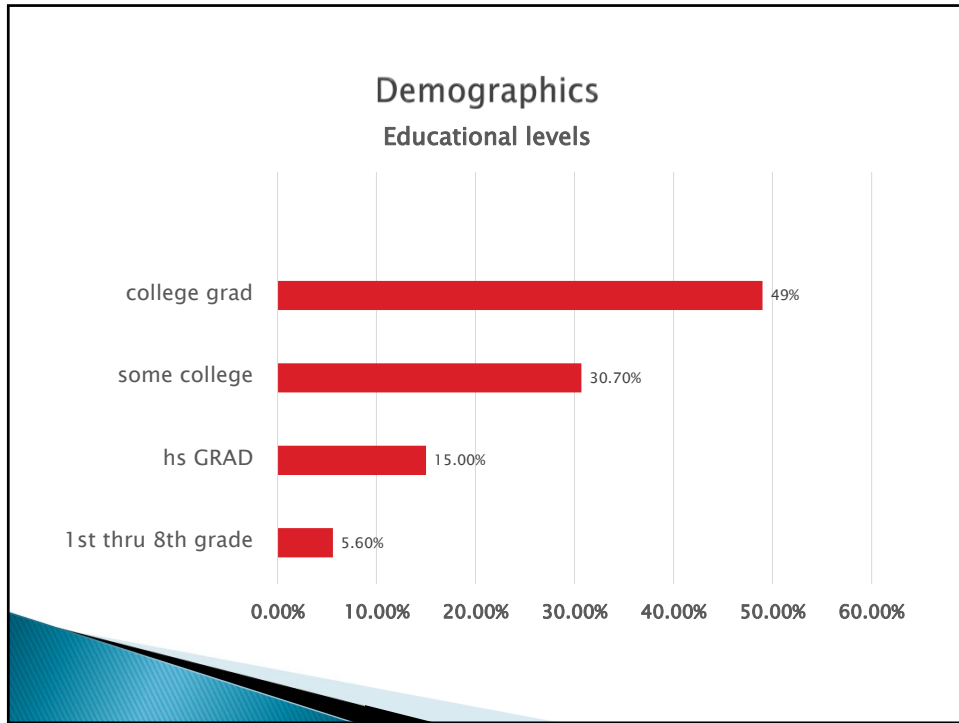
12



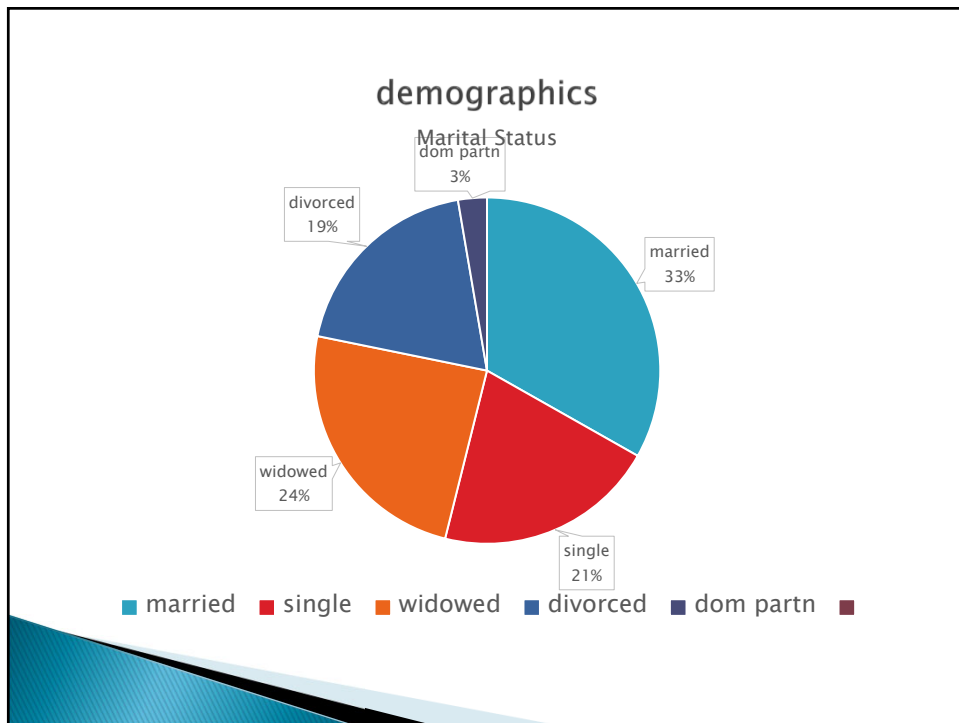
13



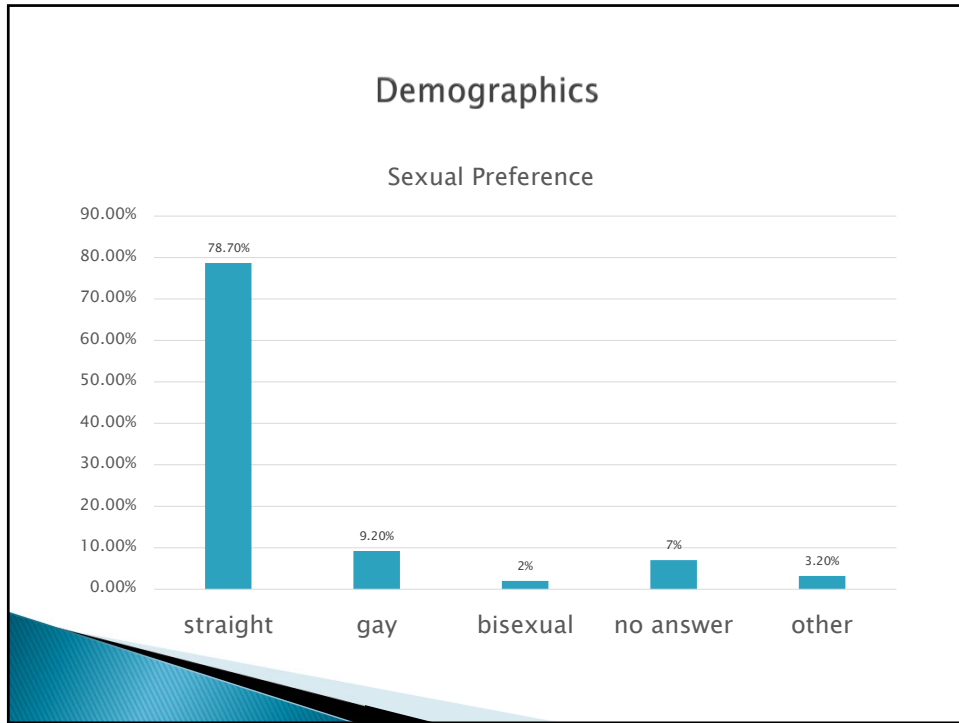
14



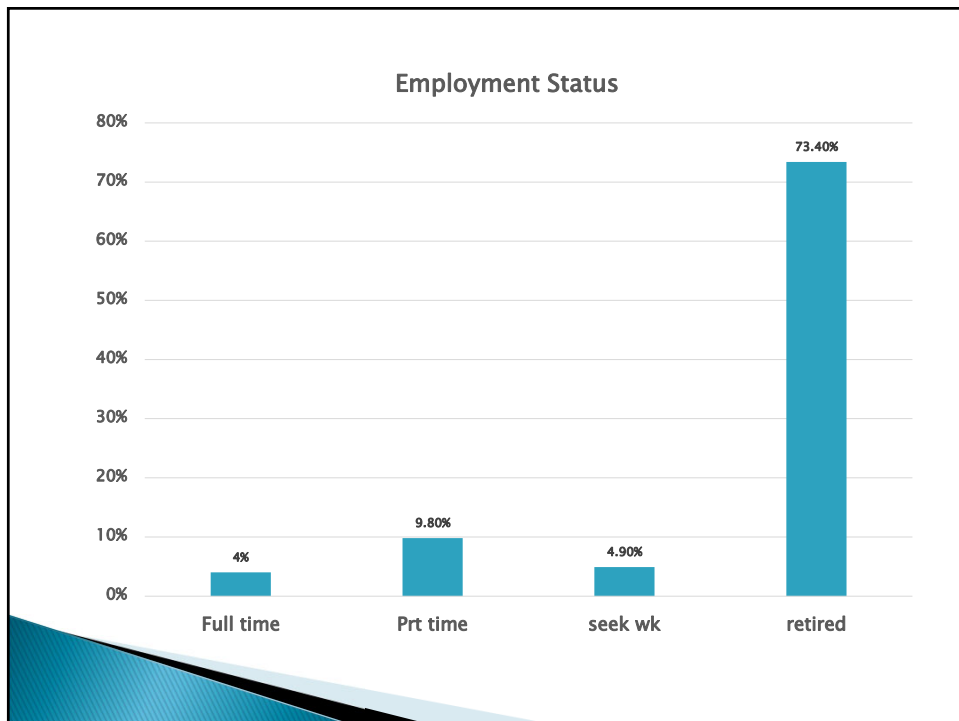
15



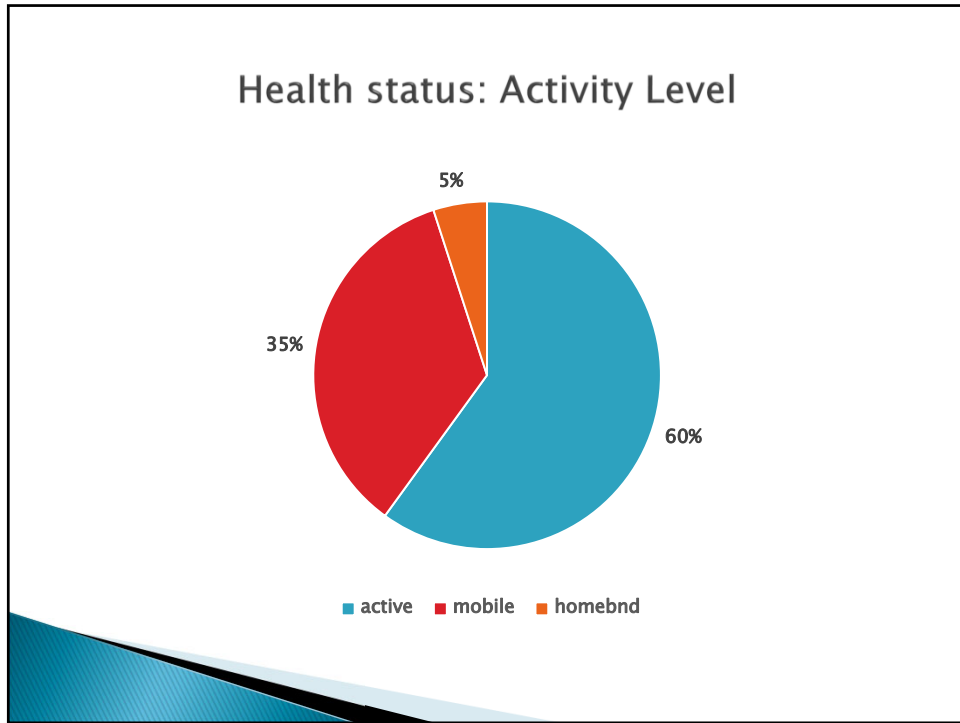
16



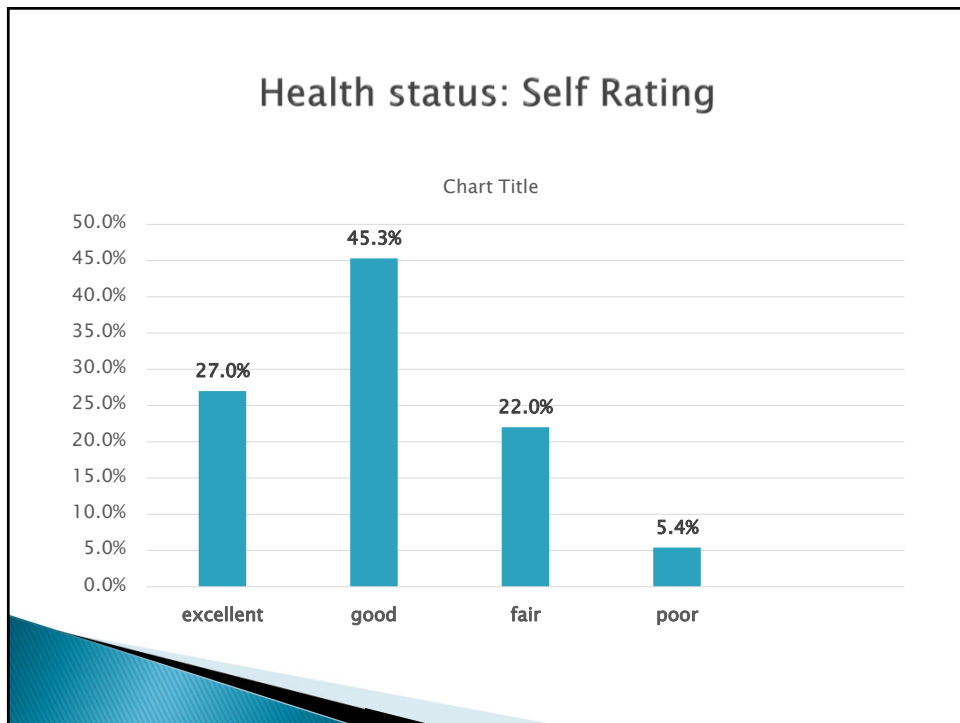
17



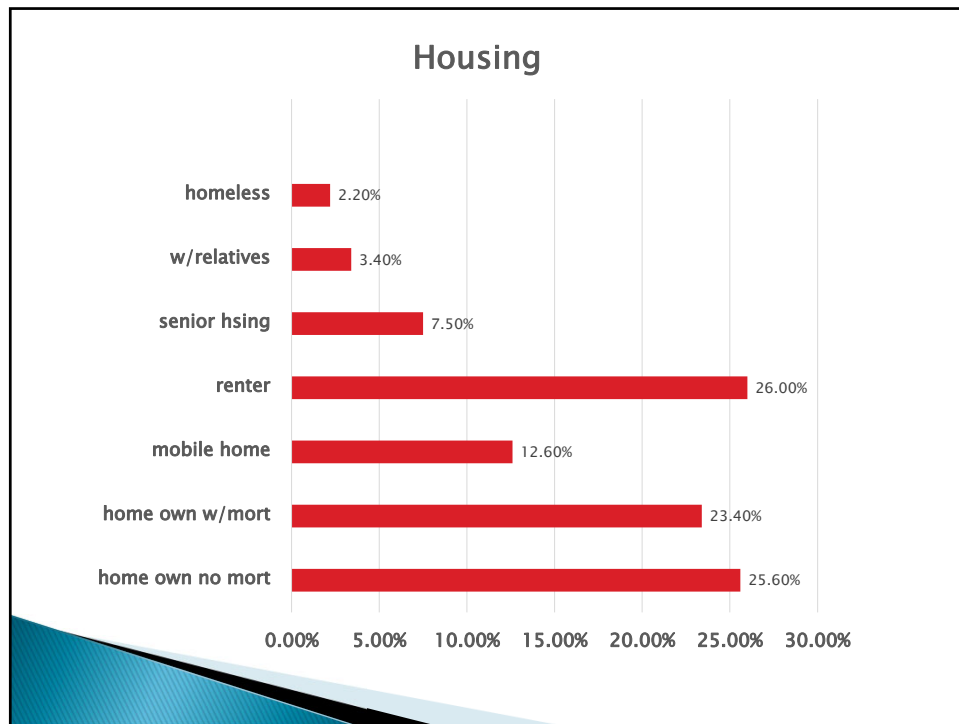
18



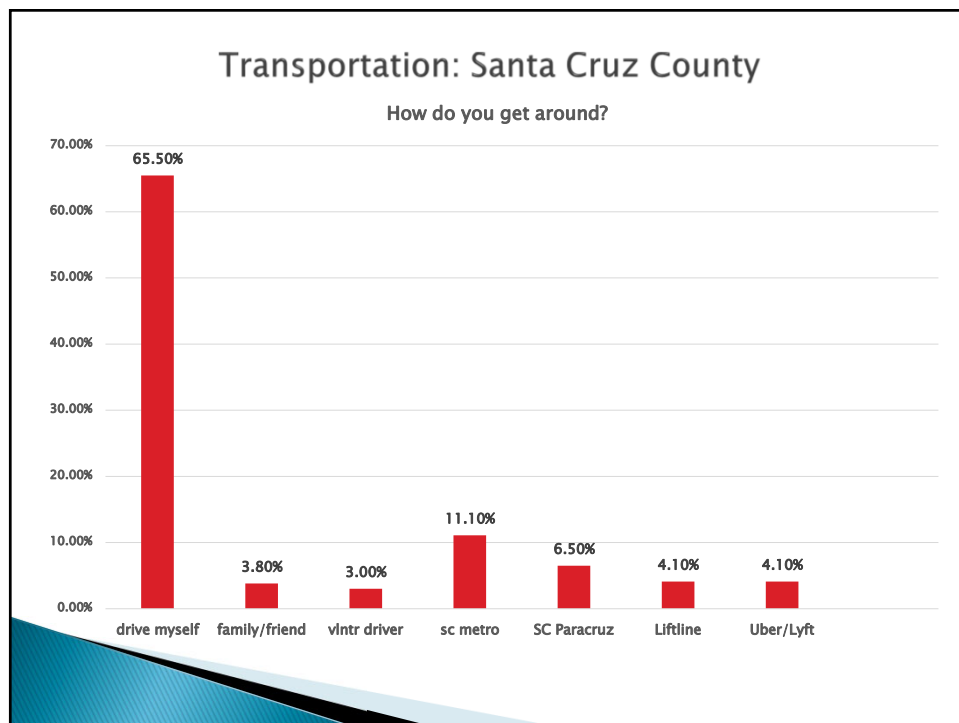
19



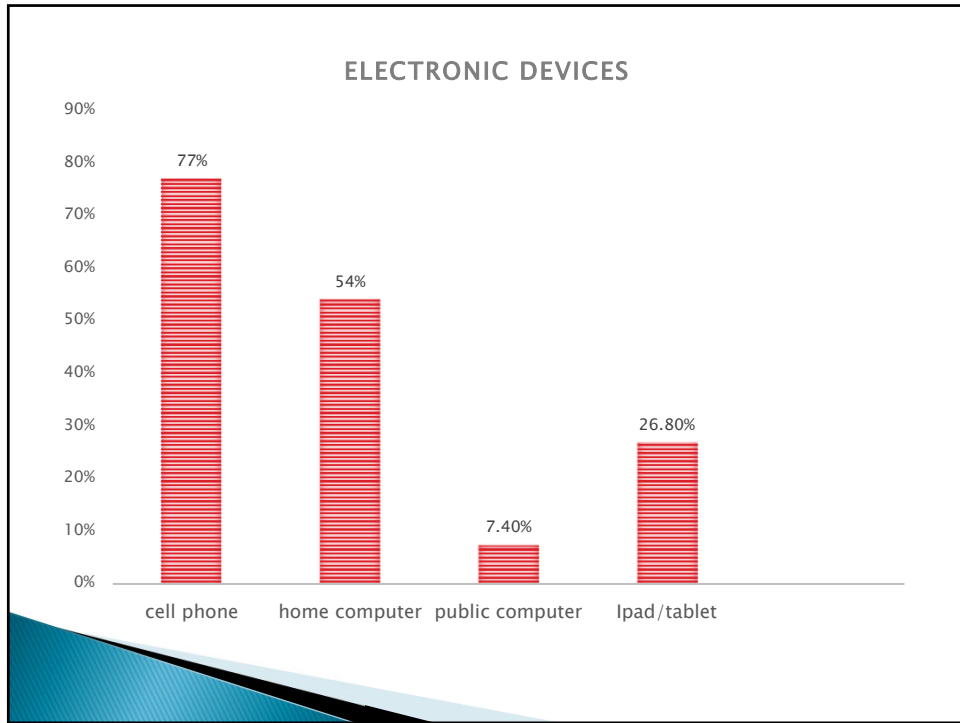
20



21



22



23



24

Top ten needs or issues: Santa Cruz County

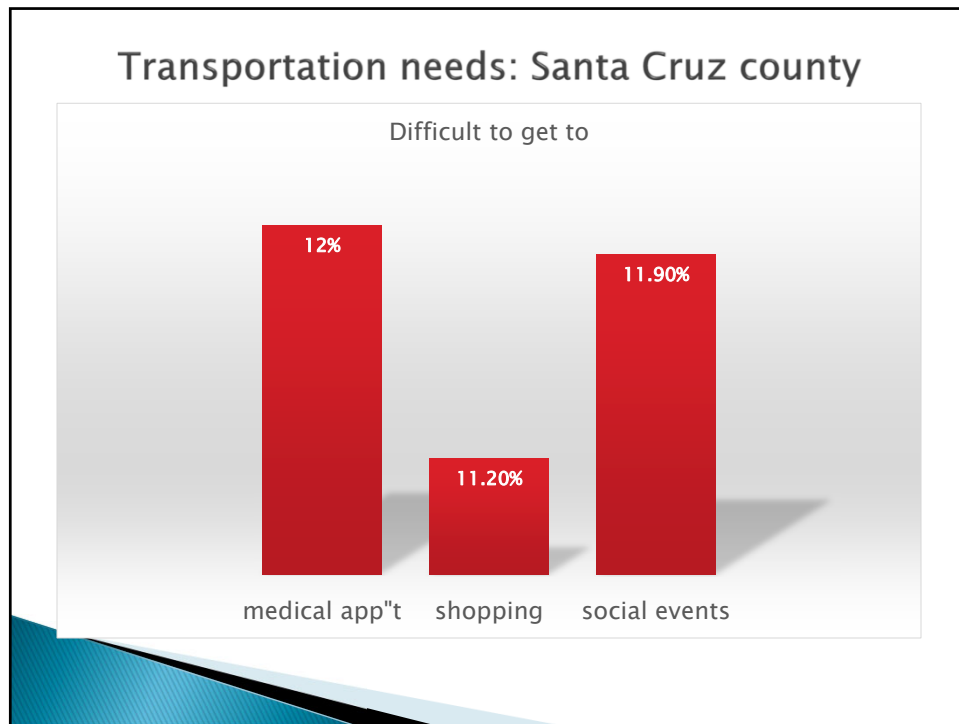
1.Home Repair or maintenance	59.3%
2. Doing housework	51.8%
3.Understanding Medicare or MediCal	51.5%
4. Paying for dental care	51.4%
5. Paying for help in home	46.6%
6. Finding a reliable person to help	46.5%
7. Feeling sad or depressed	44.4%
8. Feeling lonely or isolated	42.4%
9. No money saved for emergencies	38.9%
10. Paying for health care	36.4%

25

All Senior Needs/ Difficulties Santa Cruz County

1.Home Repair or maintenance	59.8%
2. paying for dental care	51.4%
3. Doing housework	50.1%
4.Understanding Medicare or MediCal	49.9%
5. Finding a reliable person to help	46.7%
6. Paying for help in home	46.6%
7. Feeling sad or depressed	43.9%
8. Feeling lonely or isolated	41.8%
9. No money saved for emergencies	38.5%
9. Paying for health care	35.7%
10. Paying for medications	34.6%
11.Paying mortgage or rent	34.0%
13 . Managing debt	32.8%
14. Difficulty getting legal help	31.7%
15. fell in past six months	28.6%
16.At risk of losing housing	17.8%
17. Difficulty finding employment	16.0%
18. not feeling safe in neighborhood	11.4%
19.Scared of caregiver	10.2%
20. Concerns/money manager	8.6%

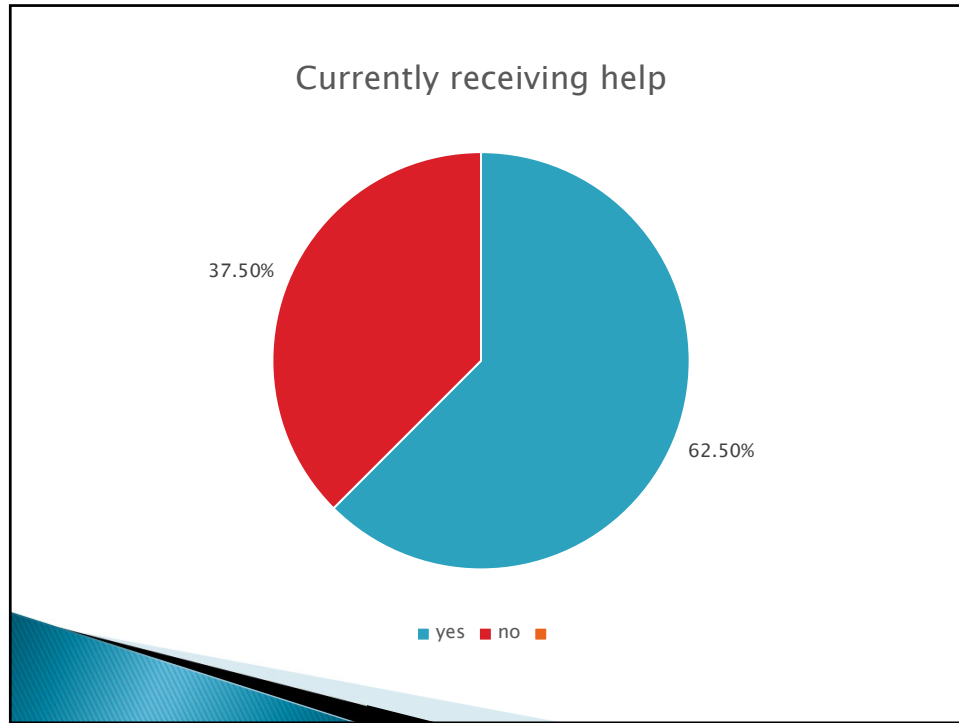
26



27



28



29

Sources of information

Senior Network Services /phone	2.3%
Senior Network Services /resource guide	17.7%
Senior Network Services /website	16%
Senior Network Services /live oak center	8.3%
Senior Network Services /Watsonville center	3.6%
211	3.3%
Senior center	15.6%
Friends	18.3%
Newspapers	15.6%
Church	6.7%
other	10.3%
SB county /Jovenes	4.5%
SB County/community center	3.7%
SB county/SNS website	3.6%

30

If currently receiving help where from?

MOW	12.3%
Senior nutrition site	12.6%
Transport to senior nut'n site	1.8%
Grey Bears	38.5%
Senior Legal Services	5%
Project Scout Tax Assistance	5%
Helping Hands	1%
Peer Counseling	1.2%
Vision services	0.6%
ElderDay	0.7%
HICAP	4.2%
IHSS	7.6%
MSSP	1.2%
APS	0.8%
Ombudsman	0.4%
Home help registry/SNS	1.1%
Home care agency	1.5%
Private caregiver	1.6%
Family CG support program	1.6%
Alzheimer's Association	0.4%
Other	6.4%
SB County/Family cg support	0.7%
SB County/ Brownbag	1.4%
SB County/ Delmar CG program	1.6%

31

Caregivers

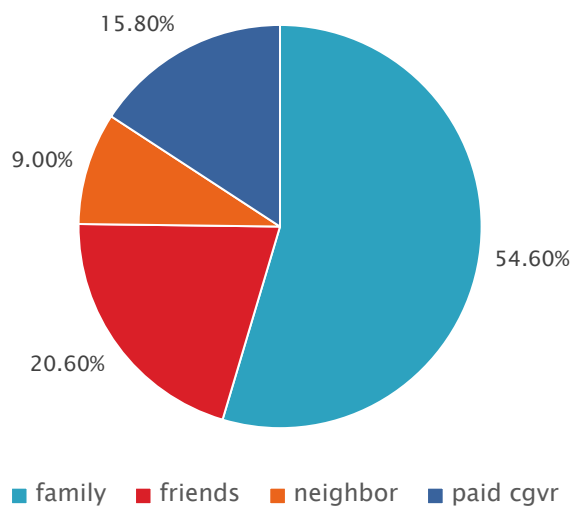
32

Informal Caregiving

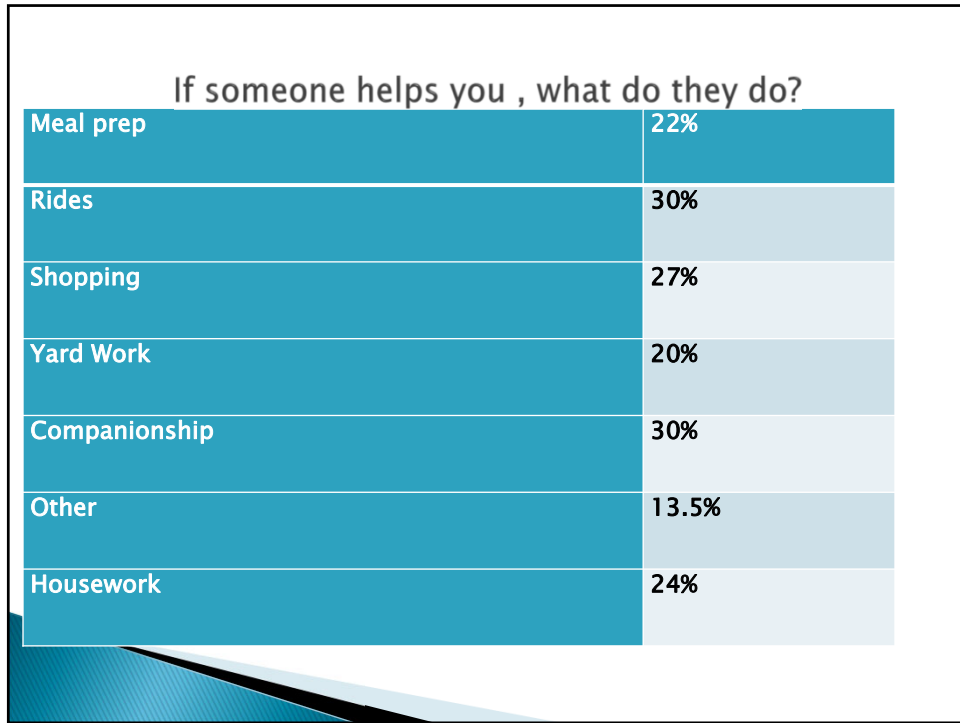
- ▶ 82.4% of the survey respondents said they have someone to help if they need it
- ▶ 39.5% say they also provide help to someone else

33

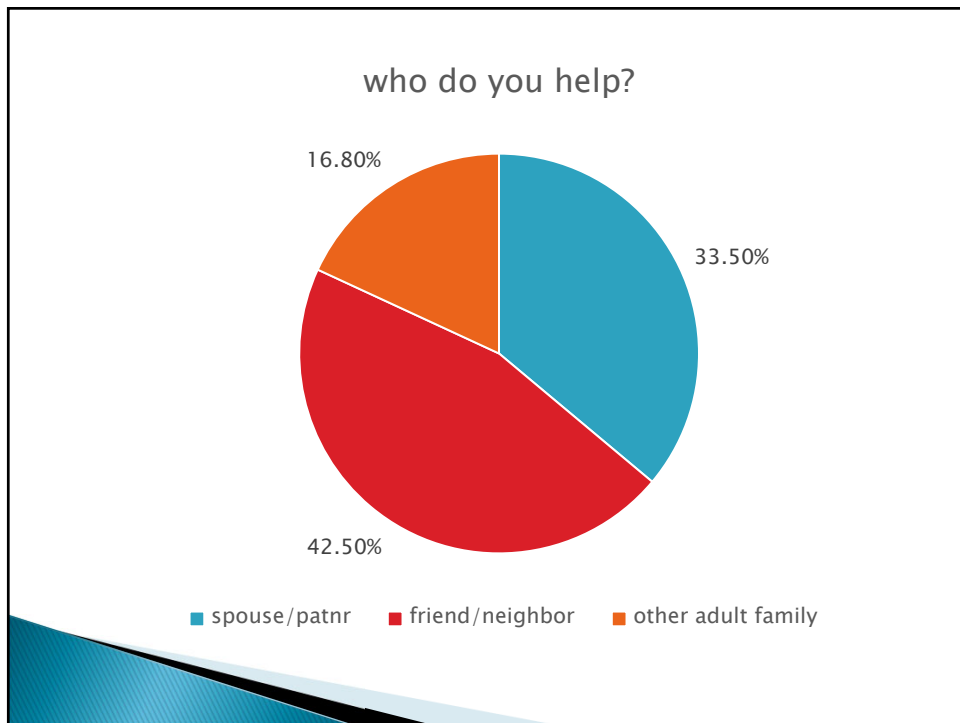
if you have someone to help who is it



34



35



36

What type of help do you provide

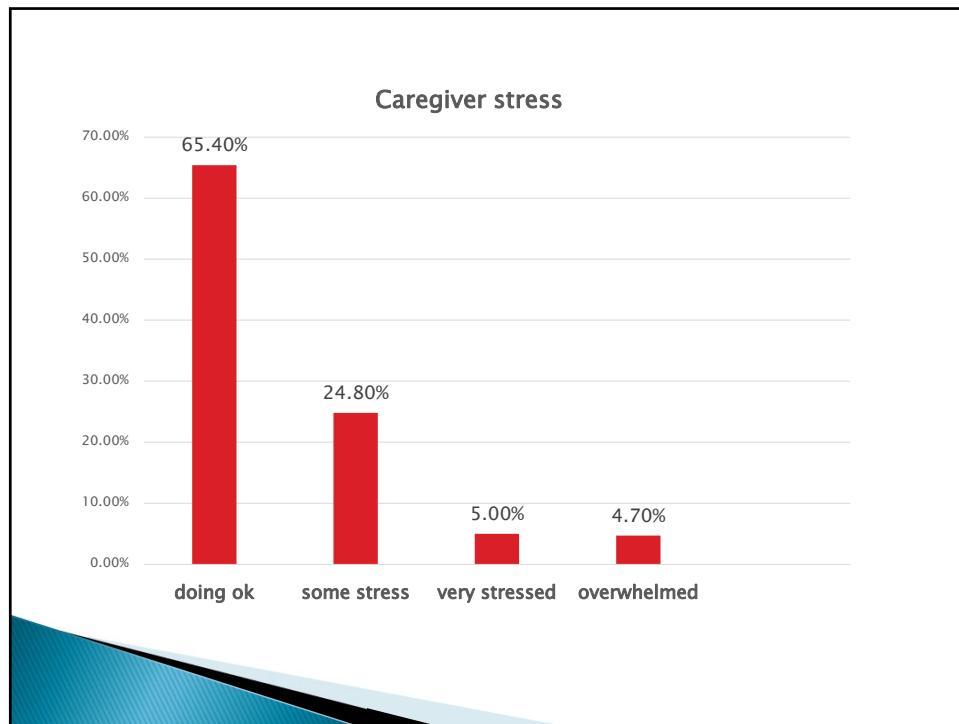
Housework	12%
Meal prep	12.5%
Rides	18.3%
Shopping	14.8%
Yard work	7.8%
Other	15.7%

37

Other caregiver information

Care recipient has Alzheimers	18.4%
Provides care for grandchild	10%
Hours per week	
1-5	28%
5-10	30%
10-20	17%
>20	5.5%

38



39

Caregiver needs

Respite	6%
Information	8%
Support Group	5.2%
Education	2.6%
Help navigating system	5.7%
SNF Information	5.7%
other	4.6%

40

Conclusions

- The senior population in our area continues to grow at a faster rate than the rest of the population, even among California counties. (Santa Cruz county 109%; San Benito county 219%)
- Home maintenance is still a major problem
- A rising problem is the ability to understand MediCare and MediCal benefits and billing
- Three items to do with finding someone to help in the home and paying them also rank in the top 10.

41

Conclusions

- The rate of reported isolation and depression is higher than in the older population at large (CDC estimate of major depression among 65+ 18% vs 22–23% of our survey who said “yes” even omitting sometimes)
- Rate of family caregiving declining; only slightly over half of those who said they needed help were getting it from family. Similar to other studies, caregivers have difficulty elucidating unmet needs; however 35% are experiencing at least some stress.

42

The End

43



Santa Cruz County Seniors Commission

701 Ocean Street, Room 510, Santa Cruz, CA 95060
P: (831) 454-2772 F: (831) 454-2411 TTY/TDD 711
commissions@santacruzcounty.us
www.sccseniors.org

Scheduled Meetings

Unless otherwise specified, regularly scheduled Seniors Commission meetings are generally held as follows:

DAY: Third (3rd) Tuesday
MONTH: Every other month (February, April, June, August, October and December)
TIME: 12:30 PM – 2:30 PM
LOCATION: **United Way of Santa Cruz County****
4450 Capitola Road, Ste 106, Capitola, CA 95010

Changes to the schedule, including special meetings, changes of location, or meeting cancellations, will be listed on the website at www.sccseniors.org as soon as information becomes available.

2020 Meeting Dates		
DATE	TIME	LOCATION
February 18, 2020	12:30 – 2:30 PM	United Way**
April 21, 2020	12:30 – 2:30 PM	Canceled
June 16, 2020	12:30 – 2:30 PM	Remote
August 18, 2020	12:30 – 2:30 PM	Remote
October 20, 2020	12:30 – 2:30 PM	Remote
December 15, 2020	12:30 – 2:30 PM	To Be Determined